

# Ridgway **BTU100** **BAND TENSION UNIT**

*Designed to apply preset tension to tapes and wires when banding armatures.*



## **Band Tension Unit...**

**The BTU100 is a self contained unit used to apply controlled tension to wire or tape when banding armatures.**

**The BTU100 accepts glass fibre tape up to 30mm wide and both round and flat steel wire.**

### **Tension control**

- ▼ Tension is monitored continuously by a hydraulic sensing head fitted with a calibrated manual dial display. Variable tape tensions can be set and a "quick release" is actuated to release tension at the end of the banding cycle.

### **Tension adjustment**

- ▼ Tension can be easily varied via adjustments made to the tension reel arrangement.

### **Straightening**

- ▼ Straightening rollers, pre-tension pads and guide rollers are provided for banding with wire.

### **Flexible mounting**

- ▼ The BTU100 can be simply floor mounted, fitted to the saddle of an existing winding machine or incorporated with the Ridgway TS traversing saddle to offer a complete solution.

### **TS Traversing saddle**

- ▼ The TS Traversing Saddle consists of a pair of rails suitably braced for floor mounting. The traversing saddle is easily moved smoothly along the horizontal axis via a manually operated gear and chain driven rack and pinion. The standard traverse length is 1500mm however other lengths can be made to order.

## ▼ **SPECIFICATION**

### **Band Tension Unit**

#### **Tension range**

Up to 680 kg (1500 lbs)

#### **Maximum tape width**

30mm

#### **Maximum wire dia.**


3mm Ø

### **TS Traversing Saddle**


#### **Traverse length**

1500mm as standard

Custom lengths available



*Top quality solutions to all your coil manufacturing requirements are only a contact call away...*




**Ridgway**  
**MACHINES**

LEICESTER, ENGLAND

TELEPHONE: +44 (0)116 289 9199

EMAIL: sales@ridgwayeng.com

**www.ridgwayeng.com**



Traversing saddle shown with band tension unit

BTU100mw/1403